

ArtiDiag600 S PRODUCT PROFILE



TOPDON[®]

TOPDON ARTIDIAG 600S



The ArtiDiag 600 S is a diagnostic scanner that provides essential information on over 90 US, Euro, and Asian brands. This tool offers a complete analysis of the 4 main systems in a car (Engine, Transmission, Airbag, and ABS) for quick and efficient repairs. It also offers 8 maintenance functions, such as Oil, Brake, SAS, BMS, DPF and TPMS Resets and ABS Bleeding. With an easy-to-use interface, the ArtiDiag 600 S will be your go-to tool for any diagnostic project.

SPECS

Display	LCD 5", 480 x 854
CPU	4-Core Processor, 1.3 GHz, Android 6.0
RAM	1G
ROM	16G
Battery	1500 mAh/3.7V
Operating Voltage	9~18V
Storage Temperature	-20°C~60°C (-4°F~140°F)
Working Temperature	0°C~50°C (32°F~122°F)
Dimension	221 x 133 x 37 mm (8.70 x 5.23 x 1.46")
Package Size	286 x 220 x 80 mm (11.26 x 8.66 x 3.15")
Length	1200mm (47.24")
Net Weight	630g (22.22 oz)
Multilingual Support	English, French , German, Spanish, Portuguese, Russian, Japanese, Italian

FUNCTION

TOPDON®

- 8 Maintenance Service Functions
- 10 OBDII Modes
- Read ECU Information
- Read Fault Codes
- Clear Fault Codes
- Read Data Stream
- System Diagnostic for PCM, TCM, SRS, ABS
- Auto VIN
- One-tap Update



EXPANDED MAINTENANCE FUNCTION COVERAGE

The ArtiDiag600 S supports 8 maintenance services: Oil Reset, Brake Reset, SAS Reset, BMS Reset, ABS BLEEDING, ETS Reset, DPF Reset and TPMS Reset.



TPMS Reset



DPF Reset



SAS Reset



BMS Reset



Brake Reset



ETS Reset



Oil Reset

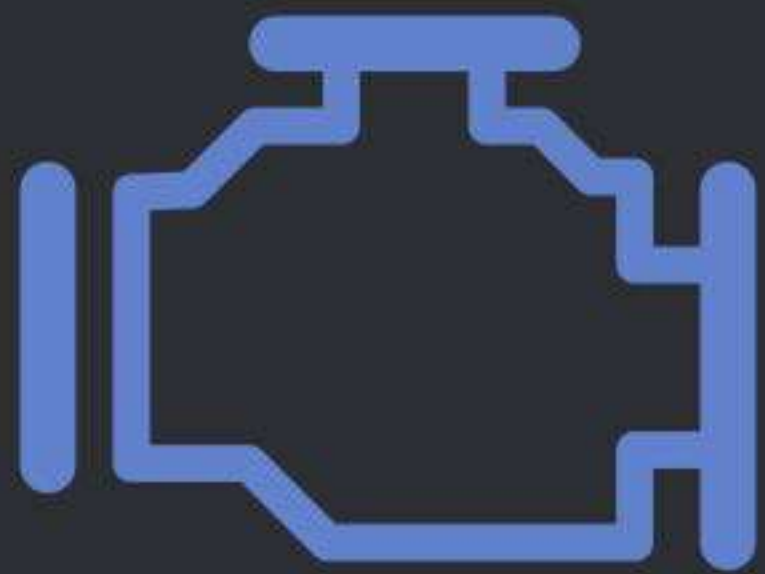


ABS Bleeding



COMPLETE DIAGNOSTICS OF THE 4 MAIN SYSTEMS AND HUGE DATABASE

The ArtiDiag600 S can perform complete diagnostics of the 4 main systems in a car's computer (Engine, Transmission, Airbag, and ABS) for over 90 vehicle brands.



ENGINE



TRANSMISSION

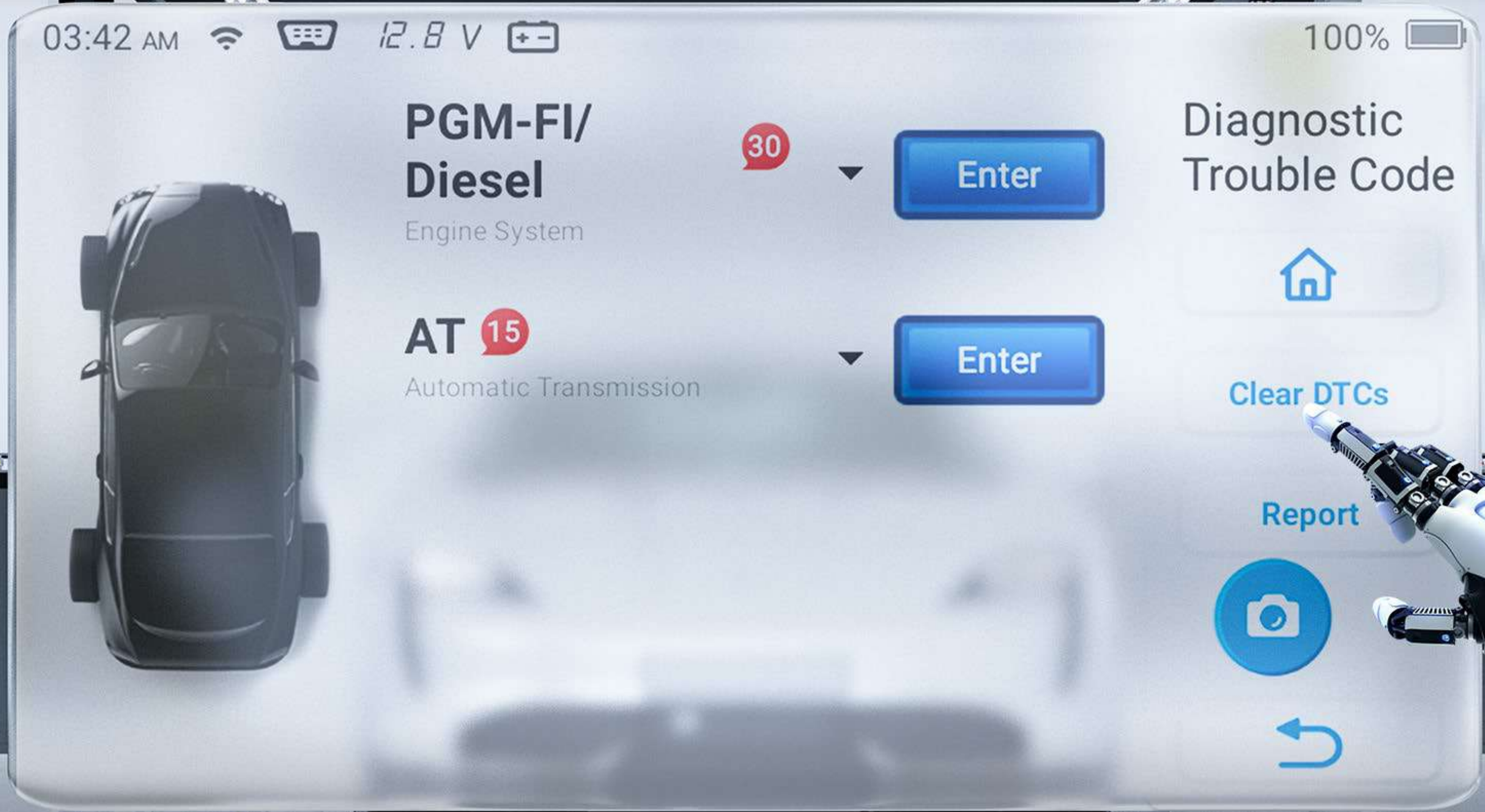


AIRBAG



ABS

FASTER PERFORMANCE FOR TIMELY SERVICES



Rapidly check all systems or clear all codes with just one tap. Simply tap the "Clear Code" function on the Health Report Interface.

The Quick Feedback lets you submit issues and requests directly to technical support.

This function allows you to get the information you need to complete services with efficiency, reducing your down-time.

REVIEW AND COMPARE DATA WITH EASE



The ArtiDiag 600 S allow you to easily record dynamic data streams for playback at any time. You can display up to 4 data streams simultaneously for a clear view of the system different parameters and accurate data comparisons.

UNMATCHED EFFICIENCY FOR WELL-TIMED REPAIRS

The AutoVIN Technology allows you to immediately identify the vehicle's identification and start the repair at your fingertips! Automatically generates diagnostic reports. Share your reports electronically.



SUPERIOR TECHNICAL SUPPORT AND FREE ONE-TAP LIFETIME UPDATES

Get a lifetime of free software upgrades! The One-Tap Function allows you to have the latest and most complete data in an easy and convenient way. TOPDON offers high-quality technical support to assist you at any time through the Feedback Function.



EXPLORE MORE POSSIBILITIES WITH AD600 S



Repair Shop

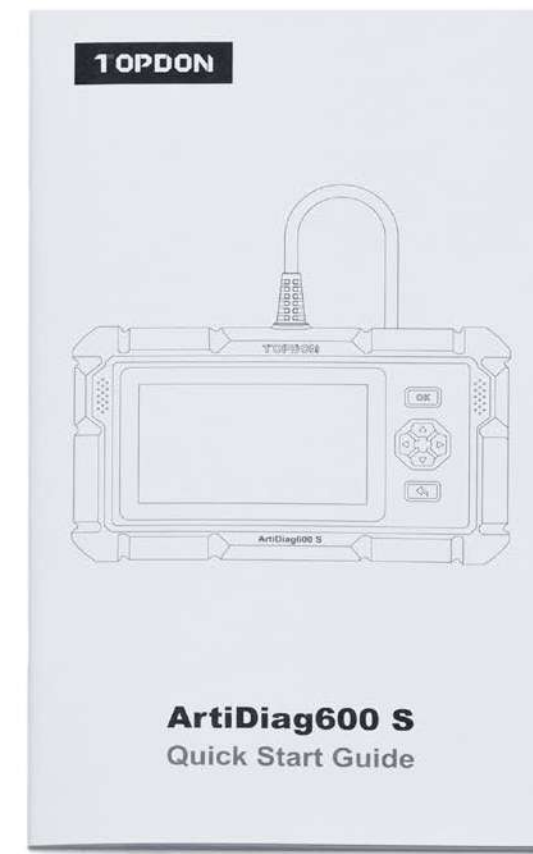


Car Enthusiast

WHAT'S IN THE BOX?

TOPDON®

- ArtiDiag600 S Handset
- 5V DC Charging cable
- Quick start Guide
- User Manual



MODEL	ArtiDiag500 S 	ArtiDiag600 	ArtiDiag600 S 
SPECIFICATIONS			
HARDWARE			
Connection	main cable	main cable	main cable
Screen	5" Touchable 480*854 dpi	5" Touchable 1280*720 dpi	5" Touchable 480*854 dpi
Memory	1G RAM 16G ROM	2G RAM 16G ROM	1G RAM 16G ROM
Battery	1500mAh	6100mAh	1500mAh
Camera	N/A	N/A	N/A
Non-16pin Connector	✗	✗	✗
SOFTWARE			
Connection	Android 6.0	Android 7.0	Android 6.0
Updates	free lifetime One-Touch via Wi-Fi	free lifetime One-Touch via Wi-Fi	free lifetime One-Touch via Wi-Fi
Detection	AutoVIN / AutoScan	AutoVIN / AutoScan	AutoVIN / AutoScan
Multilingual Menu	EN/FR/ES/RU/DE/PT/JP/IT	EN/FR/ES/RU/DE/PT/JP/IT	EN/FR/ES/RU/DE/PT/JP/IT
Print Data via PC	Email	Email	Email
Battery Voltage Monitor		√	
FEATURES			
Vehicle Coverage	Passenger / Light Duty Some Medium Duty	Passenger / Light Duty Some Medium Duty	Passenger / Light Duty Some Medium Duty
Basic Function Coverage	US, Asian and European 1996 & Newer	US, Asian and European 1996 & Newer	US, Asian and European 1996 & Newer
Advanced Functions	✗	✗	✗
Bi-Directional Control	✗	✗	✗
Maintenance Services	5	5	8
System Diagnostics	ABS、SRS、Engine、Transmisson	ABS、SRS、Engine、Transmisson	ABS、SRS、Engine、Transmisson
All 10 OBDII Tests	√	√	√

FAQs

Q My ArtiDiag600 S doesn't show any information after being connected to a car. What should I do?

A

- Check if the VCI is properly connected to the vehicle, verify if the ignition switch is on, and confirm if the tool supports the car's model.

Q Why does the system stop working while reading the data stream?

A

- It may be due to a loose connector. Please turn off the scanner, firmly connect the VCI, and switch on the ignition again.

Q Why does it show a communication error message with vehicle ECU?

A

- Check if the VCI is properly connected and if the ignition switch is ON. If that doesn't solve your issue, send the vehicle's year, make, model, and VIN through the Online Feedback feature for timely technical assistance.



Q Why does the screen flash when the engine ignition starts?

A

- It is normal for this to happen eventually due to electromagnetic interference.

Q How can I upgrade the system's software?

A

- Turn on the tool and ensure you have a stable Internet connection. To enter the system upgrade interface, go to "Set up," Tap "App Update," then "OTA," and "check version." Follow the step-by-step instructions. The upgrade may take a few minutes, depending on the status of your network. Once it's done, the tool will automatically restart and display the main interface.

Q How to capture a screenshot?

A

- Tap the "Screenshot" icon to capture the screen. The image will be automatically saved in the tool's "Photo Album."



CONTACT US FOR MORE DETAILS

TOPDON®

www.topdon.com

sales@topdon.com

support@topdon.com

Social Media: @topdonofficial

+1-833-629-4832(North America)

+86-755-21612590

CHINA TOPDON HQ

Unit 2005 20/F, No.3040 xinghai Avenue,
Qianhai Shimao Tower, Qianhai Shenzhen-Hongkong
Cooperation Zone, Shenzhen, PR, China 518000

USA TOPDON HQ

400 Commons Way, Suite A
Rockaway, NJ 07856

